



BRUTON ART SOCIETY

67th Annual Exhibition 2020

Please note this is an **Online Exhibition** for members only

We are now ready to receive your submissions

CLOSING DATE FOR ENTRIES 15 JULY 2020

HOW TO SUBMIT ARTWORK FOR OUR ONLINE EXHIBITION

YOU MAY ENTER 3 WORKS IN TOTAL - NO SUBMISSION FEES

These can be **Paintings, Drawings, Original Prints (etchings, linocut prints etc) or Sculpture.**

NO DIGITALLY CREATED OR MANIPULATED WORK

Each work should be for sale & priced as framed or unframed (as applicable).

Please do not submit anything you have entered in our previous exhibitions.

PLEASE GIVE THE FOLLOWING DETAILS FOR EACH PIECE OF WORK:

PAINTINGS, DRAWINGS & ORIGINAL PRINTS

YOUR NAME

TITLE OF WORK

MEDIUM

SIZE Image height x width in cm. (do not include frame or mount margins)

PRICE (Remember there is no sales commission for you to pay or submission fees)

STATE FRAMED OR UNFRAMED

Please state number of prints available if your entry is a print edition.

SCULPTURE

YOUR NAME

TITLE OF WORK

MATERIAL

SIZE Height, width & depth in cm.

PRICE (Remember there is no sales commission for you to pay or submission fees)

Please state number available if your sculpture is an edition.

DIGITAL IMAGE SENDING INSTRUCTIONS:

Please send one image per piece of work in **jpeg** format as an attachment to your email.

Size of image - minimum of 1MB and no more than 3MB.

Change the file name on the image before sending as follows:


Your surname first, then first name followed by title of work.

e.g. **Constable John The Haywain**


PHOTOGRAPHING YOUR WORK

Take a photo of the piece on your camera or smartphone in natural light out of direct sun. Photos of glazed works must be without background reflections. Images should not be digitally enhanced as a potential buyer of your work will want to feel confident that the image they see on the screen is close to the real thing. You may find this link useful:


<https://willkempartschool.com/how-to-photograph-your-paintings-with-your-iphone/>



Remember to keep the image squared up with the camera lens so there is no distortion.



Edges of image aligned with all sides of the camera viewer before photographing.



Cropped image with no frame or mount showing - ready for sending.

Sculptures might be best photographed at eye level in natural or artificial light, whichever reveals the shape well. Remember to present its best aspect in your photo.

SPECIAL INSTRUCTIONS IF YOU HAVE NO CAMERA or SMARTPHONE / IPHONE

One or two committee members have offered to photograph your work for you if you are without access to a camera or smartphone & don't live too far away from them.

Please Damaris Lee, our Secretary, to be put in touch with them. secretarybrutonart@gmail.com

**Any sales enquiries during the exhibition will be passed directly to you, the artist.
The committee will not be involved in any sales transactions.**

By submitting your work for our online exhibition you are automatically allowing us use of these images for Bruton Art Society publicity purposes.

We intend to advertise and be active on Instagram, Facebook & Twitter to attract visitors to the exhibition on our website.

Please help raise Bruton Art Society's profile by retweeting & sharing our posts.

We look forward to receiving images of your best work which will go past our selection panel before the exhibition is published online.

Please follow the above instructions carefully.

We wish you luck!

Bruton Art Society Committee

Email your images and full details of each piece of work as shown above to:

Sue Hardy (Exhibition Curator) mediabrutonart@gmail.com

All entries must be received by end of day on July 15th at the latest.

The Exhibition will go live on August 15th.